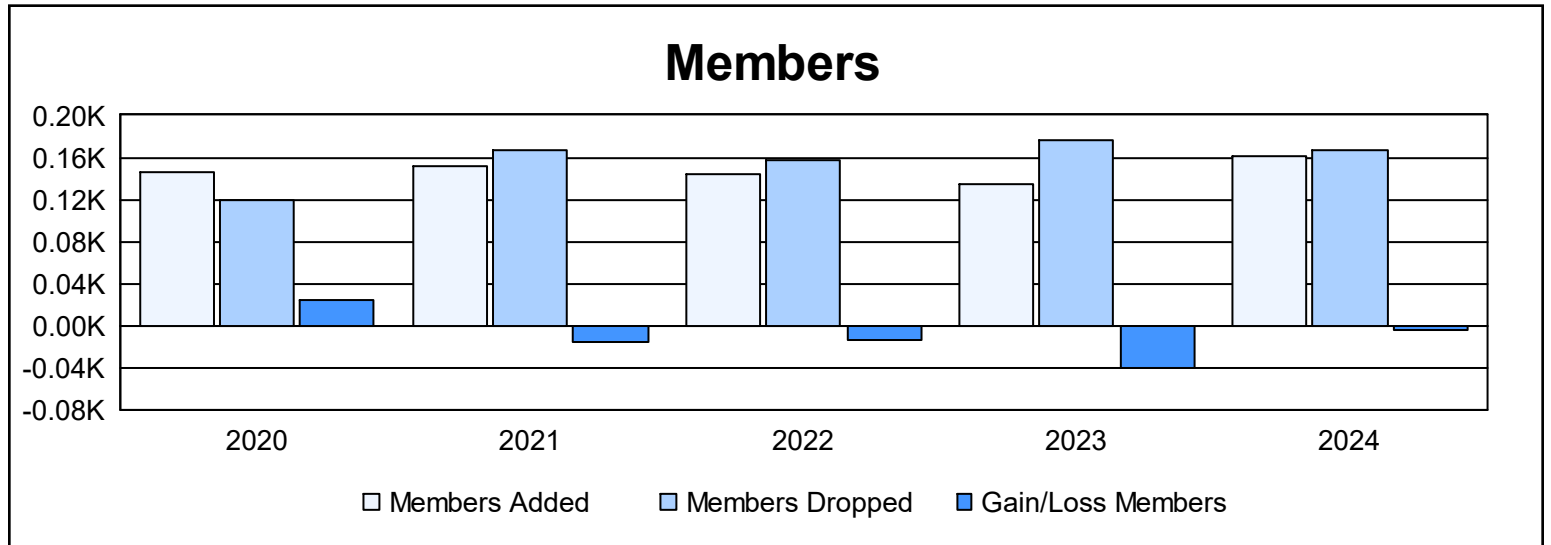
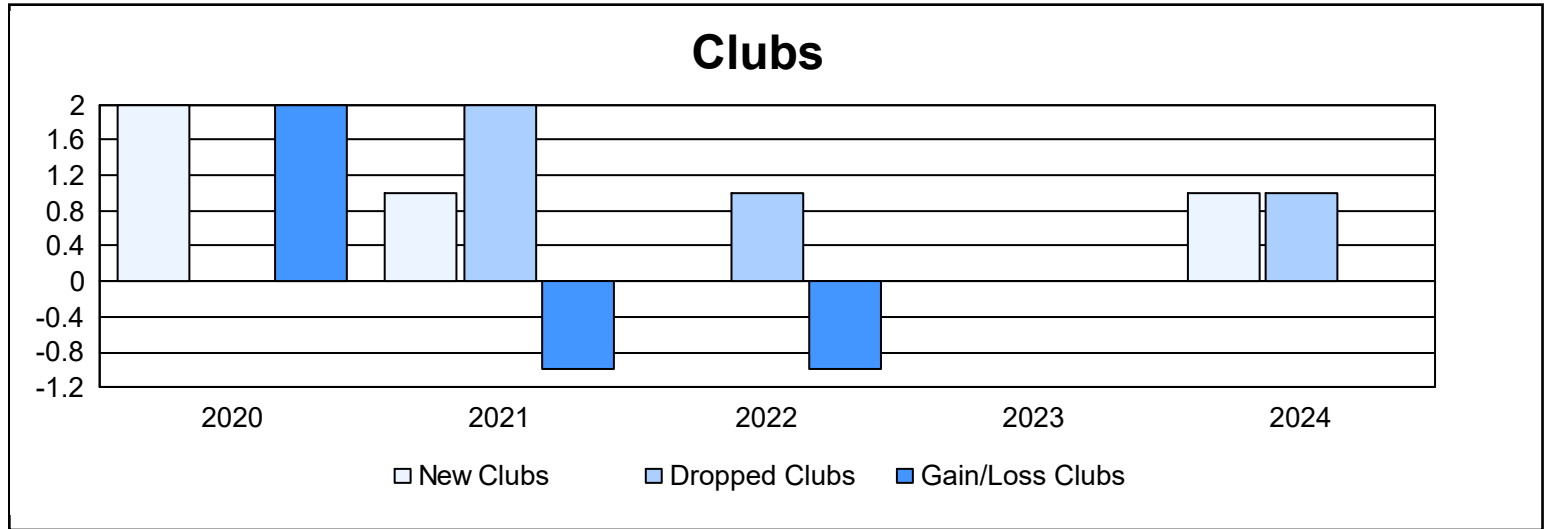
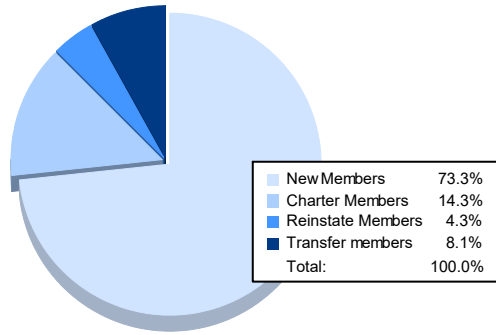


Year	New Clubs	Dropped Clubs	Gain/ Loss Clubs	New Members	Charter Members	Reinstate Members	Transfer Members	Total Member Added	Total Members Dropped	Gain/ Loss Members
2019-2020	2	0	2	71	60	8	6	145	120	25
2020-2021	1	2	-1	102	29	14	6	151	167	-16
2021-2022	0	1	-1	126	1	8	8	143	157	-14
2022-2023	0	0	0	125	2	5	3	135	176	-41
2023-2024	1	1	0	118	23	7	13	161	166	-5
<b>Average</b>	<b>1</b>	<b>1</b>	<b>0</b>	<b>108</b>	<b>23</b>	<b>8</b>	<b>7</b>	<b>147</b>	<b>157</b>	<b>-10</b>



### Membership Composition June 2024 Cumulative



### Gender Composition June 2024 Cumulative

